

Scaled data based on original data using
LM-79-08 Approved Method: Electrical and Photometric Measurements of Solid-
State Lighting Products

Test Report Prepared for
Cooper Lighting Solutions
(formerly Eaton)

Brand: McGRAW-EDISON

Report Number: P200657

Luminaire Tested: **GWC-AF-01-LED-E1-T2-8030-1200**

Issue Date: 3/3/2020

Test Information

Test Method: LM-79-08
Report Number: P200657
TEST IS SCALED FROM IESNA LM-79-08 TEST DATA (P24139)
Test Lab: INNOVATION CENTER P2
Issue Date: 3/3/2020
Manufacturer: COOPER LIGHTING SOLUTIONS (FORMERLY EATON)
Product Line: MCGRAW-EDISON
Catalog Number: GWC-AF-01-LED-E1-T2-8030-1200
Description: GALLEON WALL LUMINAIRE
(1) 80 CRI, 3000K, 1200mA LIGHTSQUARE WITH 16 LEDS EACH AND TYPE II OPTICS
Light Source: -
Ballast/Driver: ELECTRONIC DRIVER

Summary

Lumens per Lamp: N/A
Luminaire Lumens: 5584 lumens
Efficiency: N/A
Efficacy: 83.3 lumens/watt
Luminous Opening: Rectangular (W 0.5' x L: 0.5' x H: 0')
IES Classification: Type II - Medium - Full Cutoff
BUG Rating: B1 - U0 - G1

Input Watts (W): 67
Input Voltage (V): NR
Input Current (Ain): NR
Voltage Rise (V): NR
Power Factor: NR
Total Harmonic Distortion (THDi): NR
Frequency (hertz): 60
Stabilization Time: NR
Operation Time: NR
Ambient Temperature (°C): NR
Test Distance: 25 FT

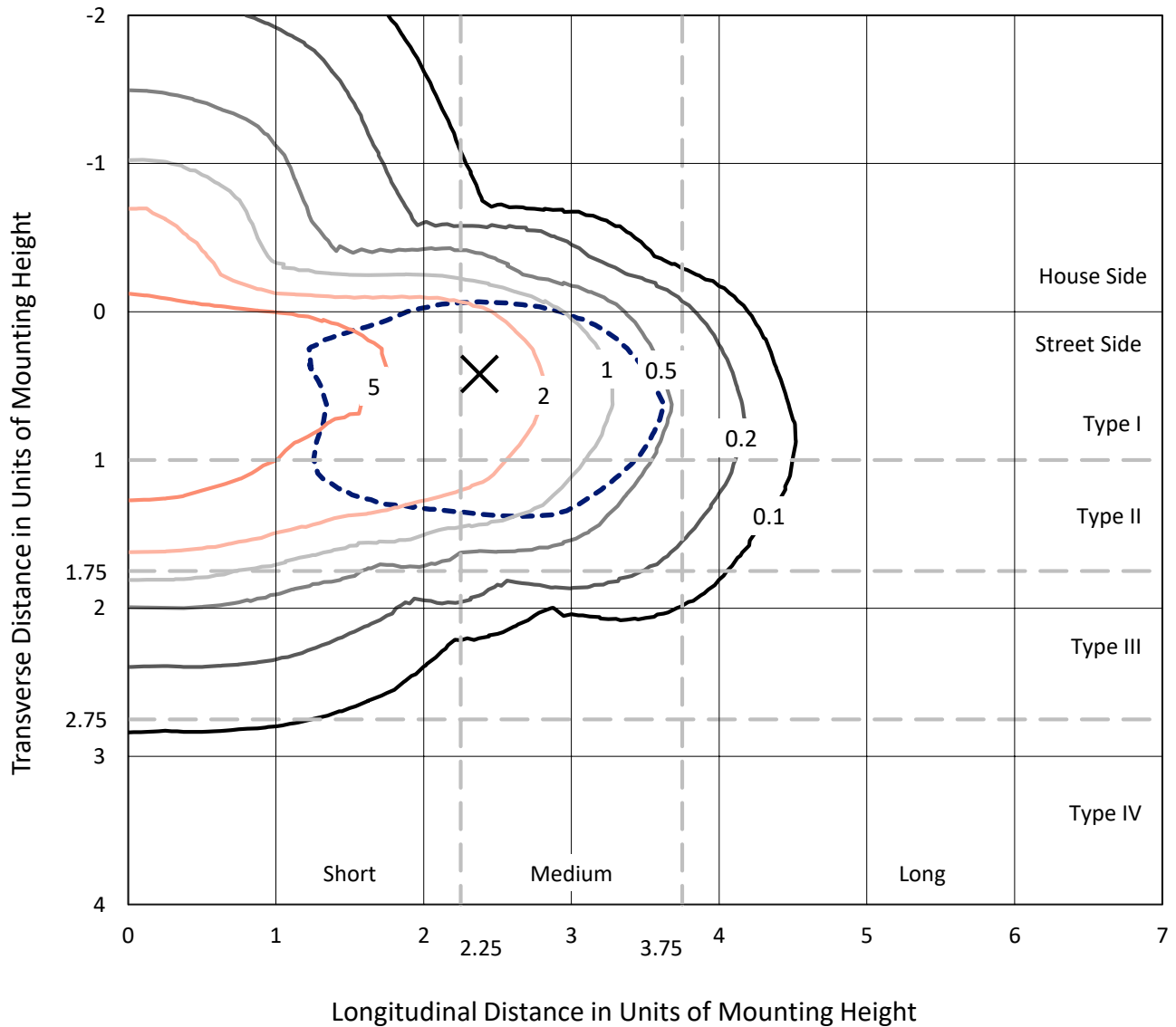


REPORT NUMBER: P200657

CATALOG NUMBER: GWC-AF-01-LED-E1-T2-8030-1200

Iso-Footcandle Lines of Horizontal Illumination

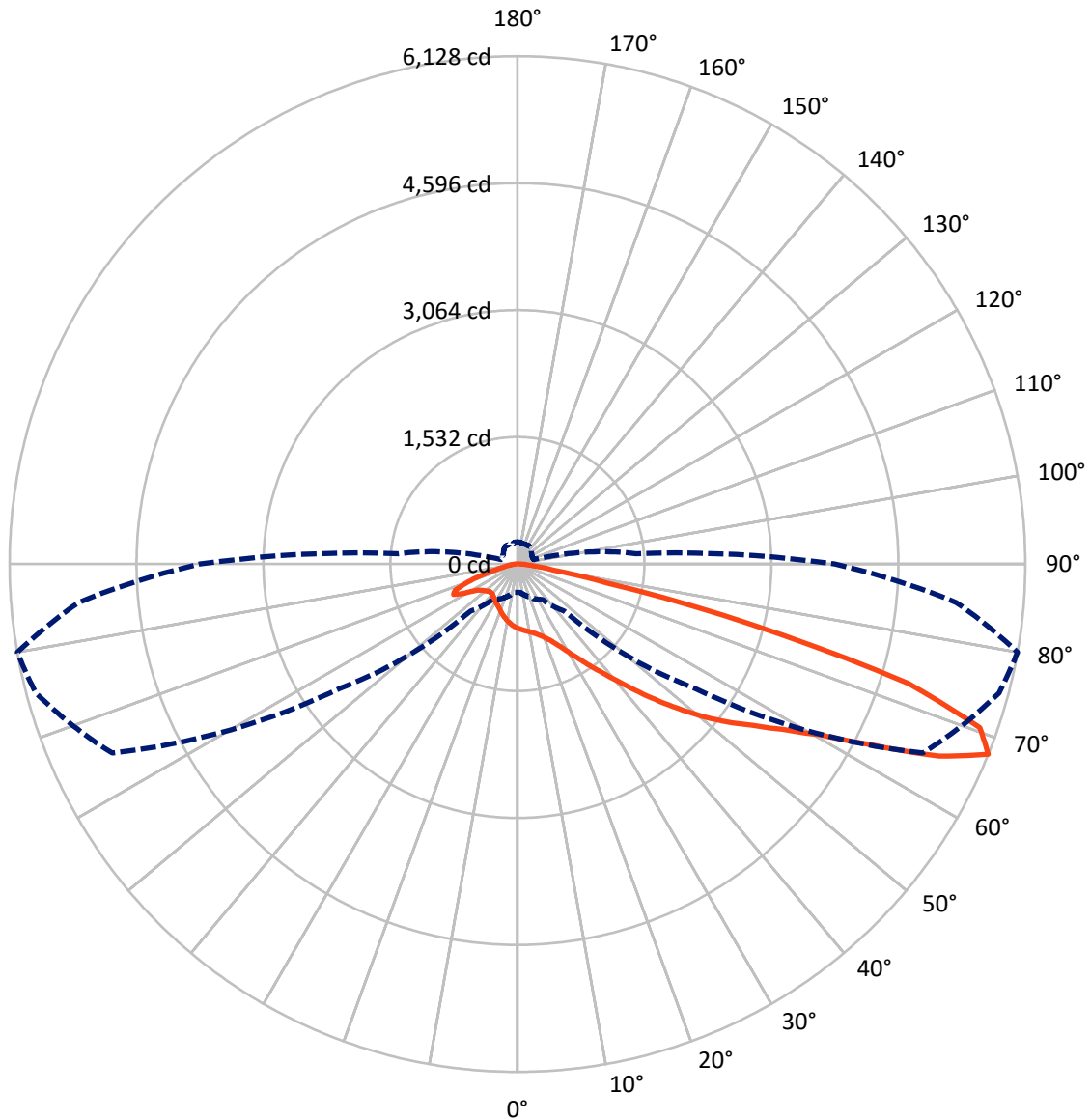
× Max cd
 - - - 1/2 Max cd



Based on 10 foot mounting height. Maximum calculated value = 9.4 fc
 Type II - Medium - Full Cutoff

REPORT NUMBER: P200657
CATALOG NUMBER: GWC-AF-01-LED-E1-T2-8030-1200

Luminous Intensity Polar Plot



— Vertical Plane Through 80-Deg Lateral - - - Horizontal Cone Through 67.5-Deg Vertical

REPORT NUMBER: P200657

CATALOG NUMBER: GWC-AF-01-LED-E1-T2-8030-1200

FLUX DISTRIBUTION:

		Downward	Upward	Total
House Side	Lumens	1028.4	0.0	1028.4
	% Fixture	18.4	0.0	18.4
Street Side	Lumens	4555.6	0.0	4555.6
	% Fixture	81.6	0.0	81.6
Total	Lumens	5584.0	0.0	5584.0
	% Fixture	100.0	0.0	100.0

Coefficient of Utilization

ZONAL LUMENS:

Zone	Lumens	% Fixture
0°-10°	71.6	1.3
10°-20°	206.1	3.7
20°-30°	341.2	6.1
30°-40°	558.1	10.0
40°-50°	901.2	16.1
50°-60°	1301.1	23.3
60°-70°	1435.8	25.7
70°-80°	661.8	11.9
80°-90°	107.0	1.9
90°-100°	0.0	0.0
100°-110°	0.0	0.0
110°-120°	0.0	0.0
120°-130°	0.0	0.0
130°-140°	0.0	0.0
140°-150°	0.0	0.0
150°-160°	0.0	0.0
160°-170°	0.0	0.0
170°-180°	0.0	0.0
0°-90°	5584.0	100.0
0°-180°	5584.0	100.0



REPORT NUMBER: P200657

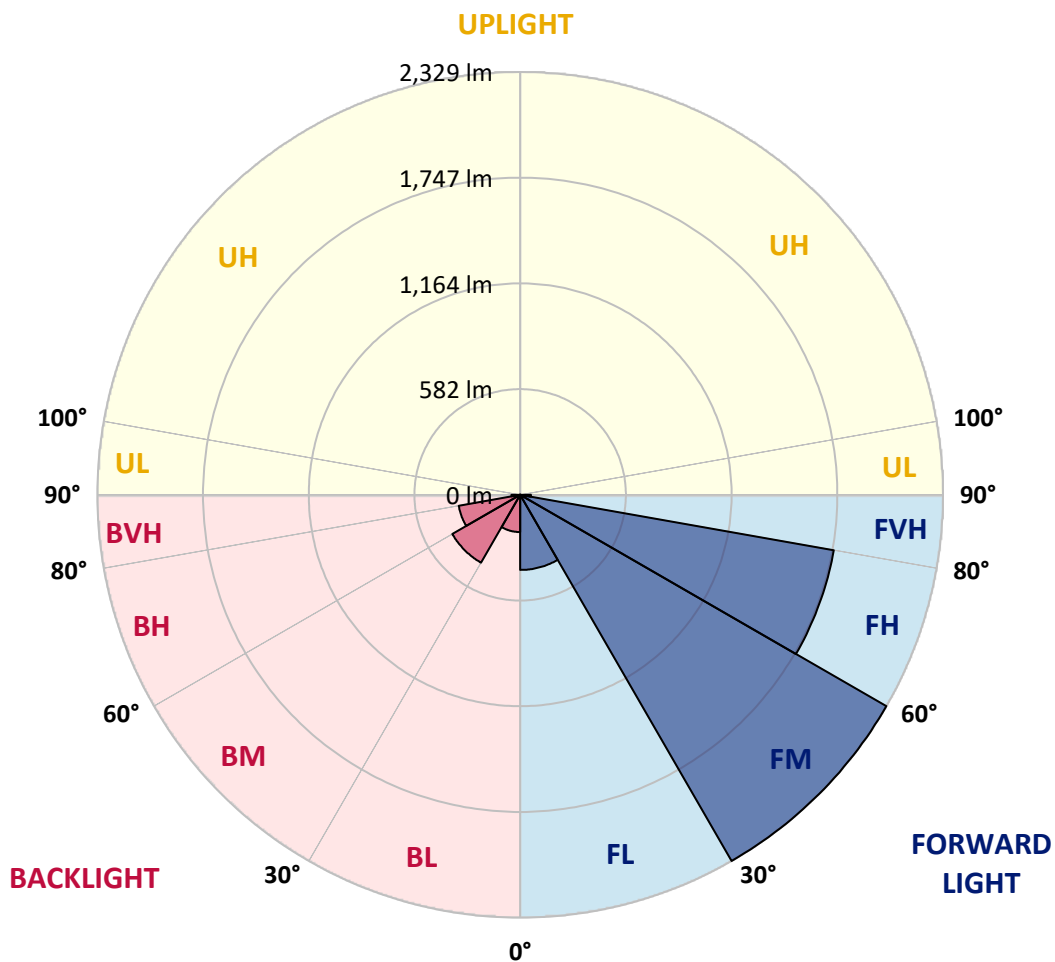
CATALOG NUMBER: GWC-AF-01-LED-E1-T2-8030-1200

LUMINAIRE CLASSIFICATION SYSTEM LUMEN TABLE AND BUG RATING:

Zone	Lumens	% Fixture	Zone Rating/Lumen Limit		
			B	U	G
FL (0°-30°)	413.8	7.4			
FM (30°-60°)	2328.9	41.7			
FH (60°-80°)	1754.1	31.4			G1/1800
FVH (80°-90°)	58.8	1.1			G1/100
BL (0°-30°)	205.2	3.7	B1/500		
BM (30°-60°)	431.5	7.7	B1/1000		
BH (60°-80°)	343.5	6.2	B1/500		G1/500
BVH (80°-90°)	48.2	0.9			G1/100
UL (90°-100°)	0.0	0.0		U0/0	
UH (100°-180°)	0.0	0.0		U0/0	

BUG Rating: B1-U0-G1

Type II Medium





REPORT NUMBER: P200657

CATALOG NUMBER: GWC-AF-01-LED-E1-T2-8030-1200

CANDELA DISTRIBUTION (FULL):

	0°	5°	15°	25°	35°	45°	55°	65°	75°	80°	85°
0°	775.8	775.8	775.8	775.8	775.8	775.8	775.8	775.8	775.8	775.8	775.8
2.5°	848.6	843.7	844.5	843.1	839.0	831.9	824.2	810.1	795.6	787.9	781.8
5°	919.6	918.2	916.3	911.9	901.4	886.6	868.1	843.4	816.7	802.7	789.3
7.5°	972.6	971.8	969.3	966.6	956.4	938.5	910.8	875.6	836.8	817.6	796.7
10°	977.0	978.4	980.3	987.7	989.1	979.5	951.2	908.6	857.7	833.0	806.3
12.5°	939.6	942.6	950.1	969.0	989.1	1000.9	986.4	943.2	882.2	852.2	818.4
15°	890.1	891.8	900.9	927.0	963.0	999.6	1013.3	981.4	913.8	876.9	836.5
17.5°	869.0	869.8	876.1	893.4	927.0	979.2	1028.4	1022.9	952.5	907.7	858.8
20°	858.3	860.2	869.2	886.3	907.5	953.1	1030.6	1067.7	998.7	946.2	886.8
22.5°	888.8	887.9	891.2	899.8	917.6	945.1	1029.0	1113.9	1057.6	995.7	923.4
25°	960.0	963.0	957.2	947.6	953.4	972.6	1037.8	1163.9	1131.2	1059.2	971.2
27.5°	1061.4	1058.4	1049.9	1027.3	1015.5	1023.7	1066.9	1217.8	1222.8	1142.8	1034.5
30°	1162.6	1160.1	1151.8	1124.4	1100.2	1093.3	1123.5	1279.7	1331.9	1243.1	1112.0
32.5°	1267.6	1264.8	1257.1	1229.6	1200.5	1184.6	1204.1	1351.2	1460.6	1363.0	1203.3
35°	1397.1	1391.8	1375.6	1337.4	1308.8	1296.4	1305.5	1441.0	1609.0	1504.8	1314.0
37.5°	1518.8	1526.8	1510.3	1457.5	1420.4	1416.0	1426.2	1550.7	1769.0	1663.4	1441.3
40°	1641.2	1642.6	1627.7	1584.5	1546.3	1539.2	1564.8	1683.8	1957.9	1853.1	1596.1
42.5°	1767.6	1770.4	1745.4	1705.5	1677.5	1678.8	1708.0	1839.7	2174.5	2076.6	1774.2
45°	1917.5	1921.6	1894.1	1841.9	1816.3	1867.7	1855.6	2014.5	2412.0	2330.6	1978.8
47.5°	2074.2	2080.5	2059.6	2010.7	1978.8	2049.4	2003.2	2208.3	2667.7	2603.1	2203.4
50°	2159.6	2168.7	2189.1	2185.5	2178.6	2166.8	2167.9	2416.1	2931.3	2886.8	2434.3
52.5°	2113.7	2113.5	2187.7	2277.9	2374.1	2381.2	2368.6	2635.2	3177.6	3164.1	2651.7
55°	1903.7	1918.0	2030.4	2205.0	2467.8	2631.9	2669.3	2886.2	3419.5	3435.2	2872.5
57.5°	1554.0	1565.9	1717.6	1960.9	2341.4	2780.9	3097.1	3251.0	3690.0	3763.2	3166.3
60°	1054.0	1068.3	1229.1	1521.3	2001.0	2697.9	3504.2	3902.0	4013.9	4180.2	3578.7
62.5°	619.4	632.3	763.4	959.7	1408.9	2312.2	3682.9	4828.1	4528.2	4809.5	4207.7
65°	426.4	435.2	499.0	597.4	809.6	1557.3	3461.3	5467.6	5319.7	5589.1	4937.0
67.5°	343.1	342.0	392.6	459.6	521.2	803.0	2617.4	5395.3	6015.7	6128.2	5315.6
70°	282.6	281.5	315.9	371.4	416.5	452.2	1425.7	4553.0	5873.9	5919.5	4967.0
72.5°	236.4	237.5	259.5	300.7	341.7	340.6	626.5	3202.9	4620.9	4936.5	3959.4
75°	199.6	200.1	214.7	243.8	277.4	274.4	339.8	1735.2	2686.1	2905.7	2194.8
77.5°	169.9	170.4	179.8	196.0	219.9	218.8	248.0	749.7	1120.5	1106.8	750.8
80°	151.5	151.5	155.9	158.9	172.1	167.1	183.9	360.1	473.7	437.4	299.6
82.5°	118.8	119.3	146.2	145.1	135.5	129.2	129.2	212.2	251.0	232.0	175.4
85°	66.8	66.5	94.3	113.8	119.3	91.0	90.2	118.8	136.6	120.4	84.9
87.5°	28.6	29.1	43.7	50.6	67.6	56.6	55.8	61.3	69.6	60.2	39.3
90°	0.0	0.0	0.0	0.0	0.0	0.0	0.0	0.0	0.0	0.0	0.0



REPORT NUMBER: P200657

CATALOG NUMBER: GWC-AF-01-LED-E1-T2-8030-1200

CANDELA DISTRIBUTION (continued):

	90°	95°	105°	115°	125°	135°	145°	155°	165°	175°	180°
0°	775.8	775.8	775.8	775.8	775.8	775.8	775.8	775.8	775.8	775.8	775.8
2.5°	776.1	768.9	753.2	733.7	716.1	704.6	694.1	679.0	679.8	669.4	661.7
5°	775.5	760.7	724.4	681.2	639.7	609.7	587.2	566.9	561.9	552.3	546.5
7.5°	776.1	751.9	690.8	621.8	570.4	532.5	513.2	502.5	500.1	496.8	497.0
10°	778.0	743.9	654.0	566.3	512.4	487.4	482.7	486.0	489.9	491.0	491.3
12.5°	782.4	736.7	613.6	516.8	476.1	468.4	476.4	487.7	495.1	498.7	498.4
15°	792.3	731.2	574.8	478.1	456.1	460.2	475.0	491.0	501.7	506.6	506.9
17.5°	803.0	723.3	535.0	448.4	441.2	451.7	470.1	488.8	502.0	507.5	508.6
20°	817.0	713.4	493.2	426.1	427.2	439.0	456.3	475.0	489.6	494.3	496.5
22.5°	835.4	702.7	456.6	408.0	411.3	420.3	433.8	450.0	462.7	464.9	466.8
25°	860.2	691.1	427.5	391.5	392.8	398.1	407.1	416.8	425.6	423.1	425.0
27.5°	893.4	681.2	405.8	376.3	373.9	375.0	379.6	382.7	387.3	380.5	381.3
30°	932.5	670.5	389.0	363.1	356.3	354.4	355.5	357.1	360.7	351.3	350.0
32.5°	977.8	657.6	373.3	351.6	342.0	338.1	338.7	343.1	356.8	351.1	348.0
35°	1030.6	643.0	356.8	339.0	332.4	326.9	326.3	340.1	381.0	377.4	374.7
37.5°	1092.5	628.4	340.3	324.7	325.2	319.2	317.2	332.9	385.7	371.7	369.7
40°	1171.1	620.7	326.3	309.5	316.4	315.6	311.7	319.7	354.9	329.3	326.0
42.5°	1268.4	621.8	315.9	293.3	306.0	314.8	308.7	309.0	321.6	302.4	299.4
45°	1388.5	634.8	308.4	280.4	294.1	313.9	307.6	303.2	304.3	294.1	292.5
47.5°	1528.7	661.4	303.2	269.7	282.9	310.9	307.3	301.6	299.1	293.6	292.2
50°	1684.6	700.2	299.4	259.5	272.7	306.0	307.6	299.9	297.2	295.0	294.1
52.5°	1837.7	744.4	293.6	250.7	264.7	299.9	308.4	298.3	295.2	293.6	292.8
55°	2008.5	799.7	284.8	243.3	258.1	292.2	308.4	295.8	292.5	292.8	292.5
57.5°	2239.1	889.0	274.4	237.0	250.2	282.9	303.2	293.0	288.9	289.2	289.5
60°	2599.5	1046.6	261.7	230.6	240.3	271.9	296.1	287.0	282.9	284.0	284.3
62.5°	3129.5	1277.8	245.2	221.3	229.8	260.1	286.2	279.3	275.2	277.9	277.9
65°	3680.4	1481.7	224.9	209.5	218.8	247.1	273.8	269.7	265.6	271.9	271.6
67.5°	3828.6	1436.1	204.5	196.6	207.8	232.8	259.0	256.8	254.6	265.6	265.0
70°	3401.1	1152.9	185.8	183.4	195.7	217.4	243.0	243.0	241.6	249.9	248.0
72.5°	2591.2	817.6	168.0	169.3	182.0	200.7	225.7	227.6	225.4	229.5	227.9
75°	1387.2	467.9	150.1	153.9	164.9	183.6	206.5	208.4	207.0	206.7	207.6
77.5°	461.0	228.7	131.4	137.5	147.1	166.0	186.4	189.4	186.1	185.6	185.3
80°	205.4	143.8	110.8	118.8	127.3	146.0	165.2	167.7	164.1	169.1	162.7
82.5°	132.0	94.6	88.8	97.6	105.8	125.9	144.0	144.6	141.3	164.1	139.9
85°	64.1	58.6	66.8	74.8	81.9	99.0	119.3	119.6	111.3	101.4	97.9
87.5°	31.9	34.1	44.5	51.7	55.3	67.9	86.9	85.2	81.6	74.2	68.5
90°	0.0	0.0	0.0	0.0	0.0	0.0	0.0	0.0	0.0	0.0	0.0

(END OF REPORT)